

Magnetic

SCREEN WINDOW MEASURING GUIDE

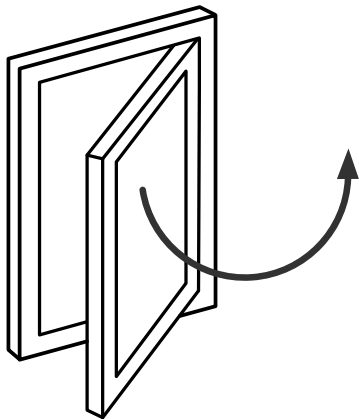
Please read the following measuring instructions carefully. We are unable to accept responsibility for products that have not been measured correctly.

Step 1 . Check if your windows are suitable for this type of product.


Our magnetic screen can be fitted into any type of window frame, Wood, Aluminium, PVC and many others.

Verify what type of opening system your windows have, below are a few examples which are suitable and are the most common, in most cases the opening panel opens, or slides to the outside.

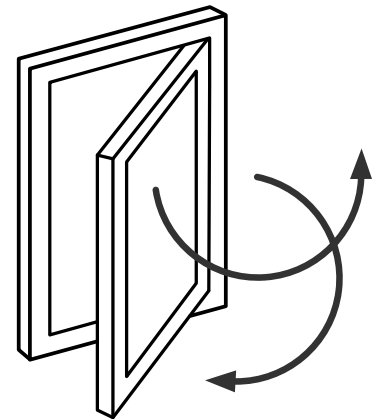
View from the outside.




Horizontal Opening System



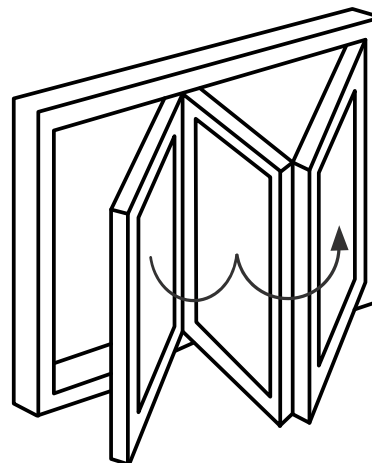
Vertical Tilt System



Tilt and Turn System



Traditional Sliding System



Bi-folding System

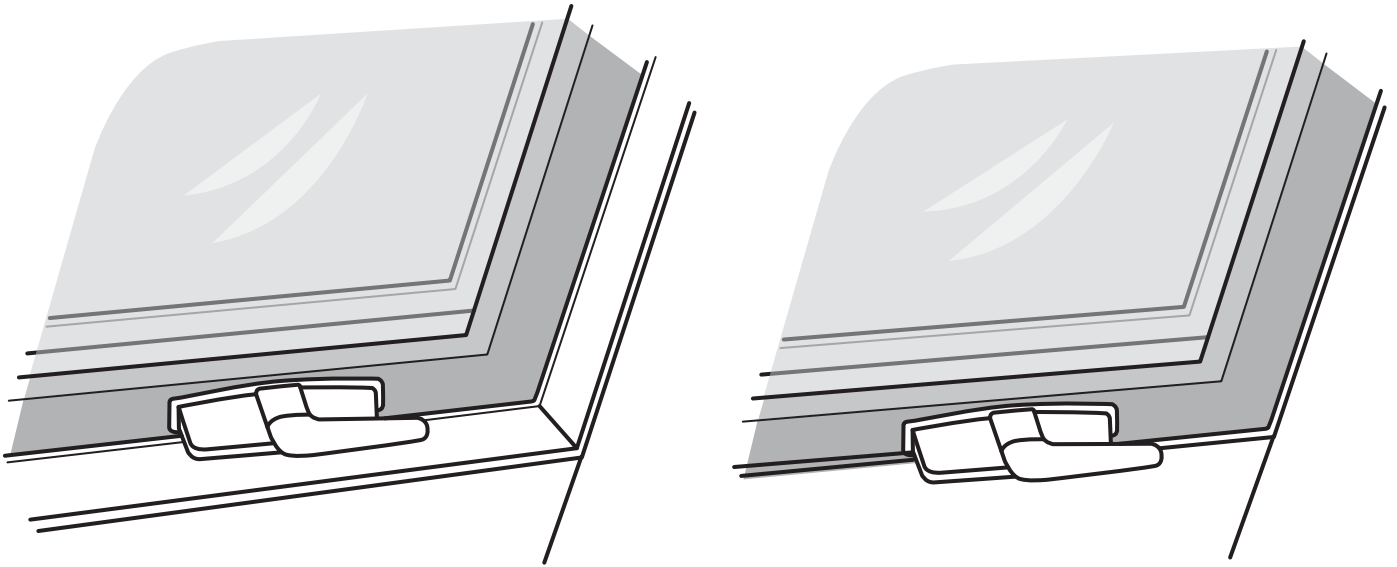
*In some odd situations the opening panel will open to the inside, in this case this product is not suitable.

THANK YOU FOR SHOPPING WITH US

WWW.BESTBLINDS.CO.NZ

Check if your window frame has any obstructions such as handles or locks, the best situation will be the handles recessed into the frame as the example below.

If you find that the handle protrudes out of the opening panel please let us know how much it actually protrudes so we can allow for it




Step 2. Measuring your windows

*Always use a metal tape measure.

* verify that your window frame has enough room to fix the screen (13mm each side for a perfect fit).

Option 1: Measuring the outer frame

(for when you want to cover the whole frame with the screen or to overlap any obstructions)



Measure the frame in all sides to the outer edge of the frame like the example. (Do not make any deductions or additions to this measurement)

THANK YOU FOR SHOPPING WITH US

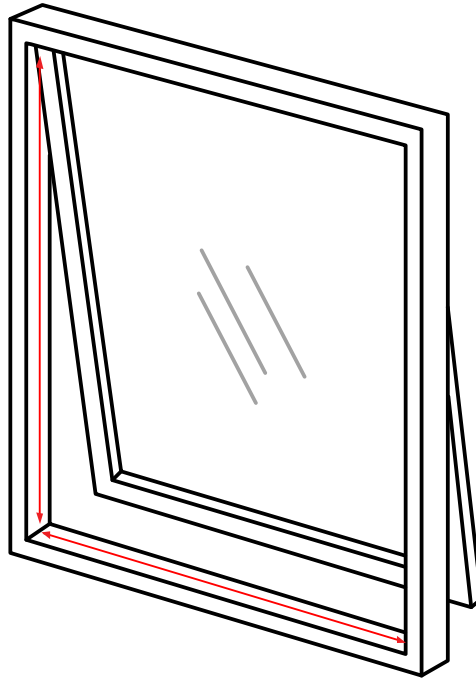
WWW.BESTBLINDS.CO.NZ

Option 2: Measuring inside frame

Firstly measure the width and the height of the aperture.

Add 13mm onto each side (for the frame to attach to), allowing space for such things as handles or other obstructions.

Example if the window frame width is 1000mm (add 13mm to each side) giving a final width for the Magnetic insect screen of 1026mm



NOTES: Check to see if you need to build out with additional frames to avoid obstructions. Some situations handles might protrude too much and if you want the screen to sit comfortably on the window frame when windows are closed you might have to consider extending the window frame so the obstructions are recessed (please contact your local handyman for this)

Made to measure screens – will be made to the exact size you provide BestBlinds with.